MULTIPLE DISTRICT 3241

As of October 2026 Cumulative

Year	New Clubs	Dropped Clubs	Gain/ Loss Clubs	New Members	Charter Members	Reinstate Members	Transfer Members	Total Member Added	Total Members Dropped	Gain/ Loss Members
2022-2023	41	0	41	2,771	1,169	547	159	4,646	4,465	181
2023-2024	55	3	52	3,280	1,335	234	187	5,036	4,957	79
2024-2025	73	2	71	3,075	1,569	628	228	5,500	5,050	450
2025-2026	103	60	43	4,425	2,490	583	325	7,823	6,165	1,658
2026-2027	35	5	30	1,542	767	110	77	2,496	754	1,742
Average	**61**	**14**	**47**	**3,019**	**1,466**	**420**	**195**	**5,100**	**4,278**	**822**

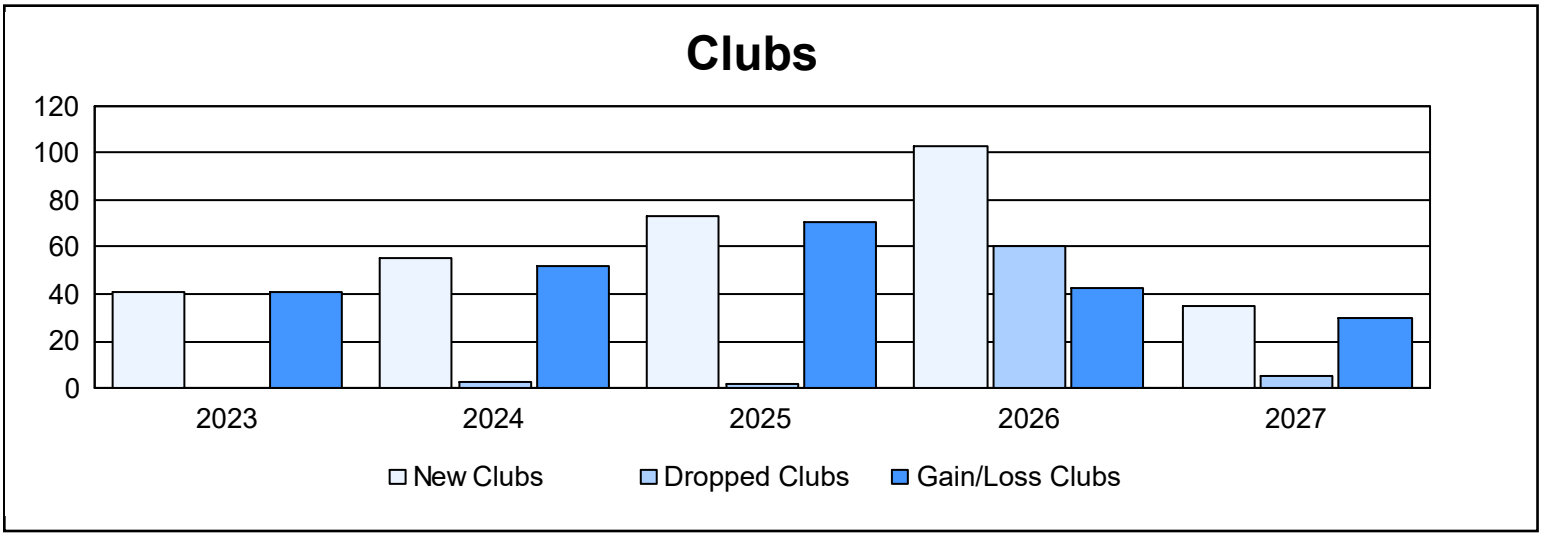

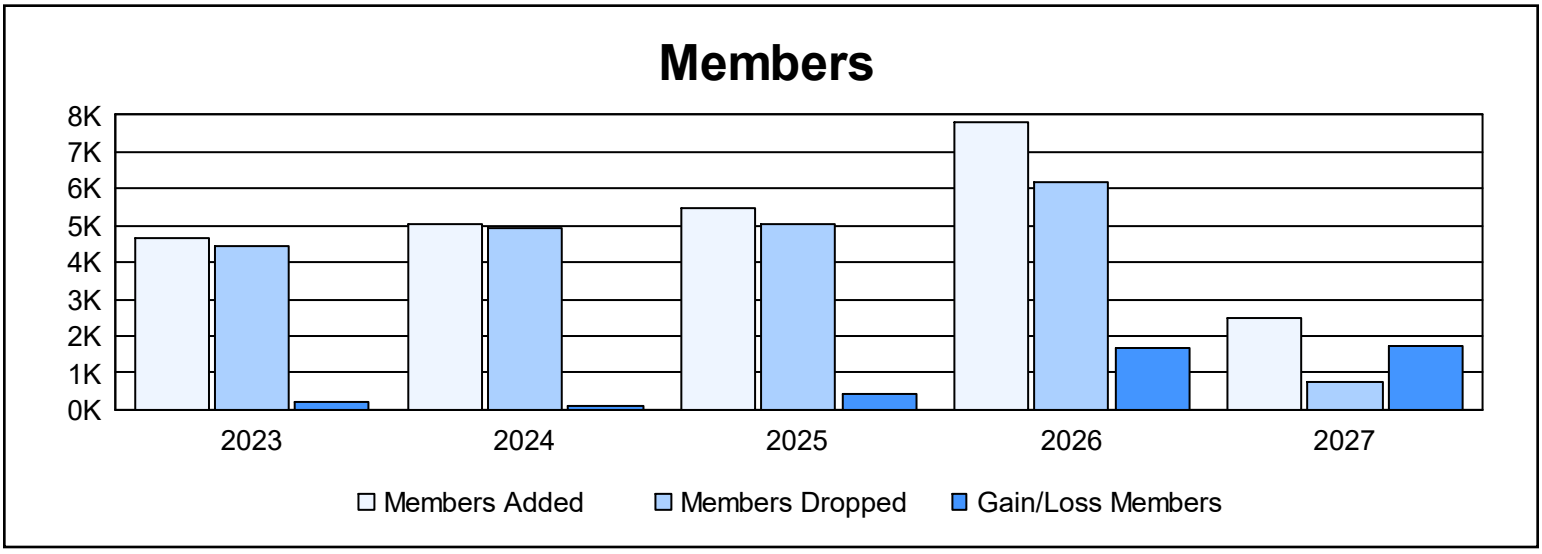

Membership Composition

October 2026 Cumulative

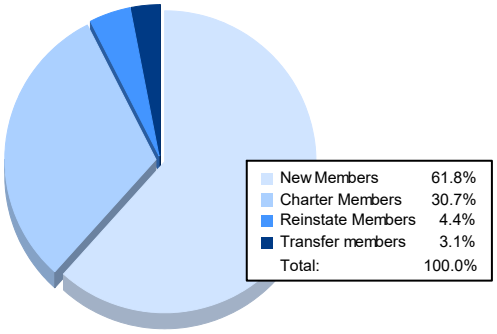

New Members	61.8%
Charter Members	30.7%
Reinstate Members	4.4%
Transfer members	3.1%
Total:	100.0%

Gender Composition

October 2026 Cumulative

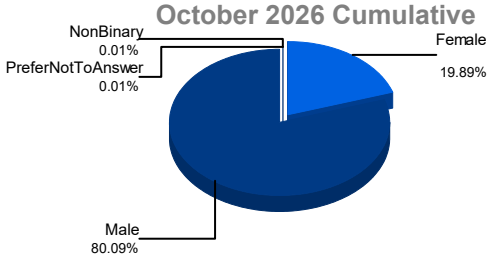

Female	19.89%
Male	80.09%
PreferNotToAnswer	0.01%
NonBinary	0.01%
Total:	100.00%